

## ARTICLE

# HOW TO WRITE YOUR PAPER FOR INTERNATIONAL JOURNAL OF ADVANCED COMPUTER SYSTEMS AND SOFTWARE ENGINEERING: INSERT TITLE OF MANUSCRIPT

First A. Author<sup>a</sup>, Second B. Author<sup>b</sup>, Third C. Author<sup>c,\*</sup>

<sup>a</sup> School of Computer Science, University xxx., Saudi Arabia

<sup>b</sup> School of Software Engineering, University xxx, Saudi Arabia

<sup>c</sup> School of Mathematics, University xxx, Saudi Arabia

\* Corresponding author: author@xxx.xxx

### ARTICLE HISTORY

Received: xxxx

Accepted: xxxx

Published Online: xxxx

### KEYWORDS

keyword number 1

keyword number 2

keyword number 3

### ABSTRACT

Abstract is a convenient way to summarize what the research is all about. It should briefly describe the purpose of the manuscript, methodology used, main results and conclusions obtained. The mathematical formulation, figures, tables, references and non-standard abbreviations should be avoided in the abstract. The best abstract should be written in less than 300 words.

## 1.0 INTRODUCTION

International Journal of Advanced Computer Systems and Software Engineering applies the two-column layout text body with Times New Roman font size 10pt. The introduction section usually briefs on the background of the research and gives a general tone to convince the reader why the theme is important and why the approach is relevant. Authors may discuss the most important studies that have been conducted so far in a chronological order or major theories and models related.

The **citation** can be written as follows; According to Bejan (1984), Mohamed et al. (2014), Gerow (2013) and Hussanan et al. (2018a, 2018b), the mixed convection is actually the combination of the free and the forced convection where mixed convection parameter  $\lambda$  takes part as scalar to

measure the influence of free and forced convection in a flow. The forced convection is dominant when  $\lambda \rightarrow 0$ , while free convection takes part as  $\lambda \rightarrow \infty$  (Nazar, 2003).

## 2.0 METHODOLOGY

The use of **sections** and subsections are to divide the text of the paper. It is optional.

### 2.1 Style and spacing

If the author wishes to divide the paper into sections, the formatting shown in **table 1** should be used. Sections should be numbered 1.0, 2.0, 3.0, etc, subsections should be numbered 2.1, 2.2, 2.3, etc and subsubsections should be numbered 2.11, 2.12, 2.13, etc.

**Table 1. Formatting sections, subsections and subsubsections.**

	Font	Spacing
Section	11 point <b>bold</b>	1 line space before and after section heading
Subsection	9 point <i>Italic bold</i>	1 line space before and after subsection heading
Subsubsection	9 point <i>Italic</i>	1 line space before and after subsubsection heading

### 3.0 RESULTS AND DISCUSSION

#### 3.1 Equations and mathematics

The **equations** and other mathematical notations including symbols can be written using Equation Editor (or MathType). Make sure that the Equation Editor or MathType fonts, including sizes, are set up to match the text.

The equation may be written in line with text as  $Gr = \frac{g\beta(T_w - T_\infty)a^3}{\nu^2}$  or can be excluded from text as follows:


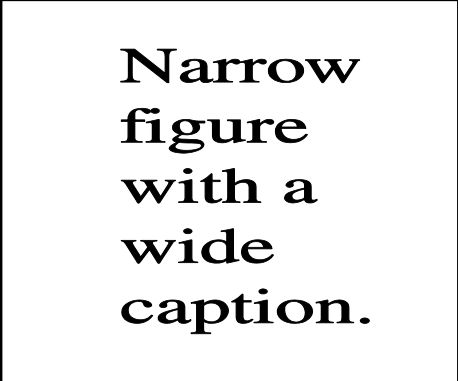

$$\frac{\partial \bar{u}}{\partial \bar{x}} + \frac{\partial \bar{v}}{\partial \bar{y}} = 0, \quad (1)$$

$$\bar{u} \frac{\partial \bar{u}}{\partial \bar{x}} + \bar{v} \frac{\partial \bar{u}}{\partial \bar{y}} = \bar{u}_e \frac{d\bar{u}_e}{d\bar{x}} + \nu \frac{\partial^2 \bar{u}}{\partial \bar{y}^2}. \quad (2)$$

If the equations are separate from text, the equations may be numbered sequentially throughout the text (i.e., (1), (2), (3),...) so it can be recalled as Eq. (1) or Eqs. (1) and (2).

#### 3.2 Inserting Figure

If you need to arrange a number of **figures**, the best way is to place them in a table, which gives you additional control of the layout. Leave a line space between your figure and any text above it, like this one:

 <p style="text-align: center;"><b>Wider figure/wider caption</b></p>	
<p><b>Figure 1.</b> In this case simply justify the caption so that it is as the same width as the graphic.</p>	
 <p style="text-align: center;"><b>Narrow figure with a wide caption.</b></p>	 <p style="text-align: center;"><b>Narrow figure with a wide caption.</b></p>
<p><b>Figure 2.</b> These two figures have been placed side-by-side to save space.</p>	<p><b>Figure 3.</b> These two figures have been placed side-by-side to save space.</p>

### 4.0 CONCLUSION

Technical detail that it is necessary to include, may be consigned to an **appendix** at the end of the main text after the acknowledgement section but before the reference list. Appendices should be called appendix A, appendix B, etc

#### Acknowledgement

Authors wishing to acknowledge assistance, special work or financial support from individuals or organizations in unnumbered sentences.

#### References

- Bejan, A. 1984. Convection Heat Transfer (second edition). John Wiley & Sons, New York.
- Gerow, J. 2013, 30 December 2013. Power Supply Capacitor Q and A. Retrieved 29 December 2015, from <http://www.corsair.com/en/blog/2013/december/power-supply-capacitor-q-and-a>.
- Hussanan, A., Ahmed, I. & Salleh, M. Z. 2018a. Mathematical analysis of ferroparticles suspended Casson blood flow in vessels under external magnetic field. *Biomath Communications Supplement* 5(1).
- Hussanan, A., Salleh, M. Z. & Khan, I. 2018b. Microstructure and inertial characteristics of a magnetite ferrofluid over a stretching/shrinking sheet using effective thermal conductivity model. *Journal of Molecular Liquids* 255: 64-75.
- Mohamed, M. K. A., Anwar, M. I., Shafie, S., Salleh, M. Z. & Ishak, A. 2014. Effects of Magnetohydrodynamic on the

Stagnation Point Flow past a Stretching Sheet in the Presence of Thermal Radiation with Newtonian Heating. International Conference on Mathematical Sciences and Statistics 2013 Selected Papers. Springer: 155-163.

Nazar, R. 2003. Mathematical model for free and mixed convection boundary layer flows of micropolar fluids. Ph.D. Thesis, Universiti Teknologi Malaysia.